

INDIANA UNIVERSITY SCHOOL
OF LIBERAL ARTS AT IUPUI

STATE OF THE SCHOOL

DEAN WILLIAM BLOMQUIST

2013



IDEAS INSPIRATION IMPACT

INDIANA UNIVERSITY SCHOOL
OF LIBERAL ARTS AT IUPUI

2012-13 HIGHLIGHTS


2013



IDEAS INSPIRATION IMPACT

2012-13 Highlights

- Our M.A. in Applied Communication was recognized by the National Communication Association as the best master's program in Communication Studies in the United States.
- The IU Board of Trustees and the Indiana Commission for Higher Education approved our proposed Ph.D. in Health Communication.
- The Institute for American Thought was named an IUPUI Signature Center.




2012-13 Highlights, cont'd

- We began conferring the Bachelor of General Studies degree.
- We graduated our first students with a Bachelor of Arts in Medical Humanities and Health Studies.
- We graduated our first student with a Certificate in Motorsports Studies.
- We approved the new Certificate in Latino Studies.



2012-13 Highlights, Cont'd

- Jonathan Eller was named a Chancellor's Professor.
- Jason Kelley received a Research Frontiers Trailblazer Award.
- Liberal Arts researchers secured more than 75 externally-funded research grants, totaling approximately \$8,000,000—an increase of over 20% compared with the prior year.



2012-13 Highlights, Cont'd


- We undertook a few more improvements to our space.
 - New classrooms opened in CA 008
 - Renovation of CA 508 completed
 - Renovation of CA 003 continued
 - Renovations in CA 209, CA 436, and CA 537 were planned.



INDIANA UNIVERSITY SCHOOL
OF LIBERAL ARTS AT IUPUI

DEVELOPMENT

2013




IDEAS INSPIRATION IMPACT

DEVELOPMENT

IMPACT: The Campaign for IUPUI (2006-2013)

- The school successfully completed its portion of this 7-year campus-wide fundraising campaign.
- Our campaign goal was \$18,000,000.
 - almost double the \$10,000,000 we raised in the previous campaign
- When the campaign concluded March 31, 2013, we had reached 104% of goal or \$18,686,830.



DEVELOPMENT

IMPACT: The Campaign for IUPUI (2006-2013)

- The campaign included two planned gifts that will establish two more endowed professorships in the School.
- New scholarships were created for first-year students, overseas study, and RISE.



IDEAS INSPIRATION IMPACT



DEVELOPMENT

The 2013 IUPUI Faculty/Staff Campus Campaign

118 donors gave or pledged \$77,734.23, our highest total ever.



Thank you!





DEVELOPMENT

The Liberal Arts Dean's Advisory Council

Willis Bright

John Ketzenberger

Larry Cimino

Elizabeth Moore

David Driscoll

Barb Pitman

Tonja Eagan

Marie Turner-Wright

Bruce Hetrick

Robert Vane



INDIANA UNIVERSITY SCHOOL
OF LIBERAL ARTS AT IUPUI

ENROLLMENTS AND DEGREES

2013



Enrollments and degrees

Credit hours are the principal source of income to the school.

Fall 2013 credit hours are down **2.2%** Fall 2013 compared with Fall 2012, and are below Fall 2011.

Majors (undergraduate and graduate) are down **11.3%** (1,768) compared with Fall 2012 (1,993), and down **18.1%** from Fall 2011 (2,159).

Creation of the Lilly Family School of Philanthropy does not account for these drops. We are down by more credit hours and majors than they have.



Undergraduate Student Characteristics, Fall 2013

	In-State	Out of State	Total
Undergraduate Total	2266	79	2345
Liberal Arts	1437	66	1503
General Studies	829	13	842
	96%	4%	

Age: 21 and younger – **33%** (General Studies must be 20+)
 Oldest student – **70** Youngest – **17**

	Total	Liberal Arts	General Studies
Average age:	28.5	25.9	33.2
Median age:	24.6	23.3	29.6

Gender/Ethnicity: Female: 64% Male: 36%

Our undergraduate students come from **57** countries and the United States.

29% of our students self-identify as non-white.

Degree Completion:


Began more than 4 years ago:	40%	34%	50%
Began more than 10 years ago:	16%	9%	28%
Enrolled full-time (12+ credit hours):	63%	72%	46%
Students with all IU/IUPUI credits:	44%	51%	31%



Students by class level

Liberal Arts	Fall 2011	Fall 2012	Fall 2013	1 Year % Change	2 Year % Change
Freshman	140	116	129	11.20%	-7.90%
Sophomore	378	344	304	-11.60%	-19.60%
Junior	502	438	398	-9.10%	-20.70%
Senior	742	729	653	-10.40%	-12.00%
Non Degree	12	9	19	111.10%	58.30%
Graduate	385	357	265	-25.80%	-31.20%
Total	2,159	1,993	1,768	-11.30%	-18.10%

Source: Office of Information Management and Institutional Research. Not including General Studies



Enrollments and degrees, cont'd

IUPUI undergraduates continue to become better prepared for college and more diverse, and the trend toward traditional-age full-time students continues.

Entering first-year IUPUI students Fall 2013

- 65% of those from Indiana graduated from high school with an Academic Honors diploma.
- Average high-school GPA was 3.37.
- Average SAT score was 1030.
- Half of full-time first year students are living on campus.
- 20% are 21-Century Scholars (low income).
- 35% are first generation college students.
- 26% are students of color.

Entering transfer students Fall 2013

- Average college GPA was 2.93.
- 28% are students of color.

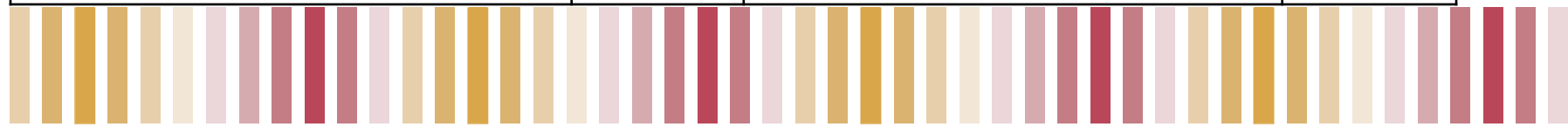


Enrollments and degrees, cont'd

Undergraduate Majors Fall 2013

(campus data, at census, includes certificates)

Department/Program	Majors	Department/Program	Majors
General Studies	842	Economics	66
Communication Studies	236	Philosophy	60
Political Science	234	Geography	29
English	227	Individualized Major	30
World Languages & Cultures	159	Medical Humanities	22
History	138	Religious Studies	21
Sociology	98	Museum Studies Cert.	2
Anthropology	84	Africana Studies	1
International Studies	81	Total	2,610



Enrollments and degrees, cont'd

Graduate Students by Department/Program Fall 2013 (campus data, at census, includes certificates)

Department/Program	Majors	Department/Program	Majors
Communication Studies	39	Economics	24
English	38	Philosophy	21
History	27	Spanish	18
Museum Studies	27	Anthropology	9
Sociology	26	Political Science	5
Geography	25	Total	259



GRADUATE STUDENTS

- **72% are in-state residents, 28% non-residents**
- **Youngest Graduate Student—21**
- **Oldest Graduate Student— 72**
- **Graduate Students age 50 and older— 22**
- **64% of Liberal Arts Graduate Students are female**
- **47% of Liberal Arts Graduate Students are full-time**

Our Graduate Students come from 23 countries plus the United States.



INDIANA UNIVERSITY SCHOOL
OF LIBERAL ARTS AT IUPUI

FACULTY & STAFF

2013



IDEAS INSPIRATION IMPACT

ACADEMIC APPOINTMENTS

(New faculty in full time appointments will be introduced separately)

	Appointments						Total
	Assistant Professors	Associate Professors	Professors	Clinical Professors (1 Prof. & 1 Asst. Prof.)	Lecturers	Senior Lecturers	
Total	36	64	55	2	31	35	223
Male	17	32	37	1	14	15	116
Female	19	32	18	1	17	20	107
Under-represented Minorities	12	16	8	0	5	3	44



FACULTY & STAFF

Full-time academic
appointees, Fall Semester
(includes visiting faculty)

2007	229
2008	234
2009	234
2010	239
2011	249
2012	257

Data from IUPUI IMIR



FACULTY & STAFF

Promoted and/or tenured in 2013

Promoted to full professor

Marta Anton (World Languages & Cultures)

Promoted to associate professor and awarded tenure

Dan Johnson (Geography)

Tamara Leech (Sociology)

Jing Wang (World Languages & Cultures)


Promoted to senior lecturer

Matthew Condon (Religious Studies)

Chris Glidden (Anthropology)

Lynn Jettpace (English)

Daniela Schuvaks Katz (World Languages & Cultures)



FACULTY & STAFF

Accepted new leadership roles in 2012-13

Jeff Wilson, Associate Dean for Research

Genevieve Shaker, Associate Dean for Development and External Affairs

Thom Upton, Associate Dean for Faculty Affairs

Tom Davis, Associate Dean for Academic Programs

Steve Russell, Chair, Department of Economics

Robert Rebein, Chair, Department of English

Elee Wood, Director, Museum Studies Program

Marianne Wokeck, Director, Institute for American Thought



FACULTY & STAFF

Accepted new leadership roles in 2012-13

Andy Baker, Director of Motorsports Studies

Charmayne Champion-Shaw, Director of Native American Studies


Mohammad Kaviani, Director, IUPUI Center for Economic Education

Liz Kryder-Reid, Director, Cultural Heritage Research Center

Gabrielle Bersier, Interim Director, German Program

Claudia Grossmann, Interim Director, Max Kade German-American Center

Jennifer Mahoney, Interim Director, University Writing Center



FACULTY & STAFF

Concluded leadership roles in 2012-13

Phil Goff, Associate Dean for Research

Marianne Wokeck, Associate Dean for Academic Affairs

Paul Carlin, Chair, Department of Economics

Thom Upton, Chair, Department of English

Tere Molinder Hogue, Director, University Writing Center

David Pfeifer, Director, Institute for American Thought

Bob White, Director of Motorsports Studies



**IU School of Liberal Arts
Salary Increases Fiscal Year 2014
Effective July 1, 2013**

Faculty	2.2%
Professional Staff	2.0%
Biweekly Staff	1.9%



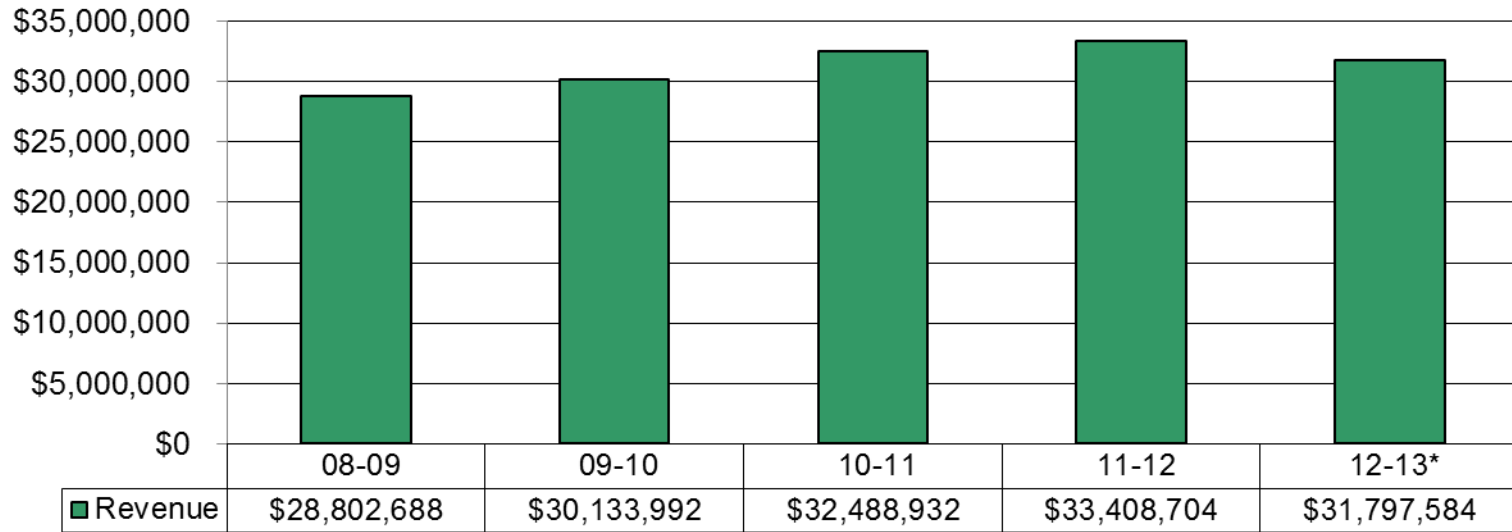
INDIANA UNIVERSITY SCHOOL
OF LIBERAL ARTS AT IUPUI

FINANCIAL STATE OF THE SCHOOL

2013



I. U. School of Liberal Arts General Fund Accounts Total Revenue by Fiscal Year

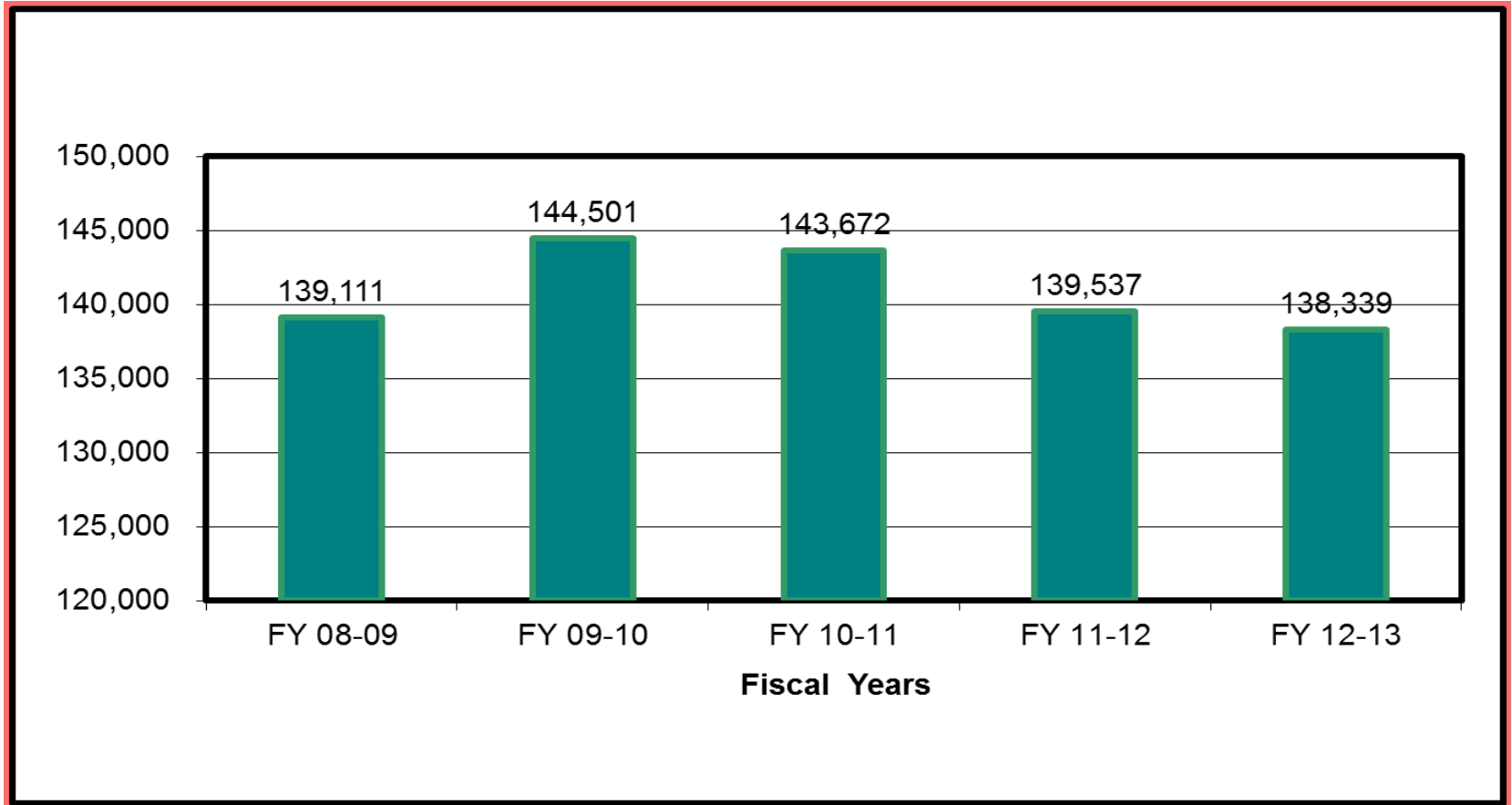


Fiscal Years

■ Revenue



IU School of Liberal Arts Credit Hours Taught by Fiscal Year



IU School of Liberal Arts

Revenue, Fiscal Year 2013

Student Fees	\$ 38,535,732.56
State Appropriations	\$ 10,024,670.00
Other Revenue	\$ 634,950.27
ICR	\$ 811,047.64
Transfers	\$ 196,424.98
Assessments	\$ -18,405,241.00
	=====
Total Revenue	\$ 31,797,584.45



IU School of Liberal Arts General Fund Accounts

Total Revenue, Fiscal Year 2013

Total RC (Liberal Arts incl. Philanthropy)


Income	\$32,908,615.06
Expense	\$32,917,505.23
	=====
Change in Fund Balance	\$ -8,890.17

Liberal Arts

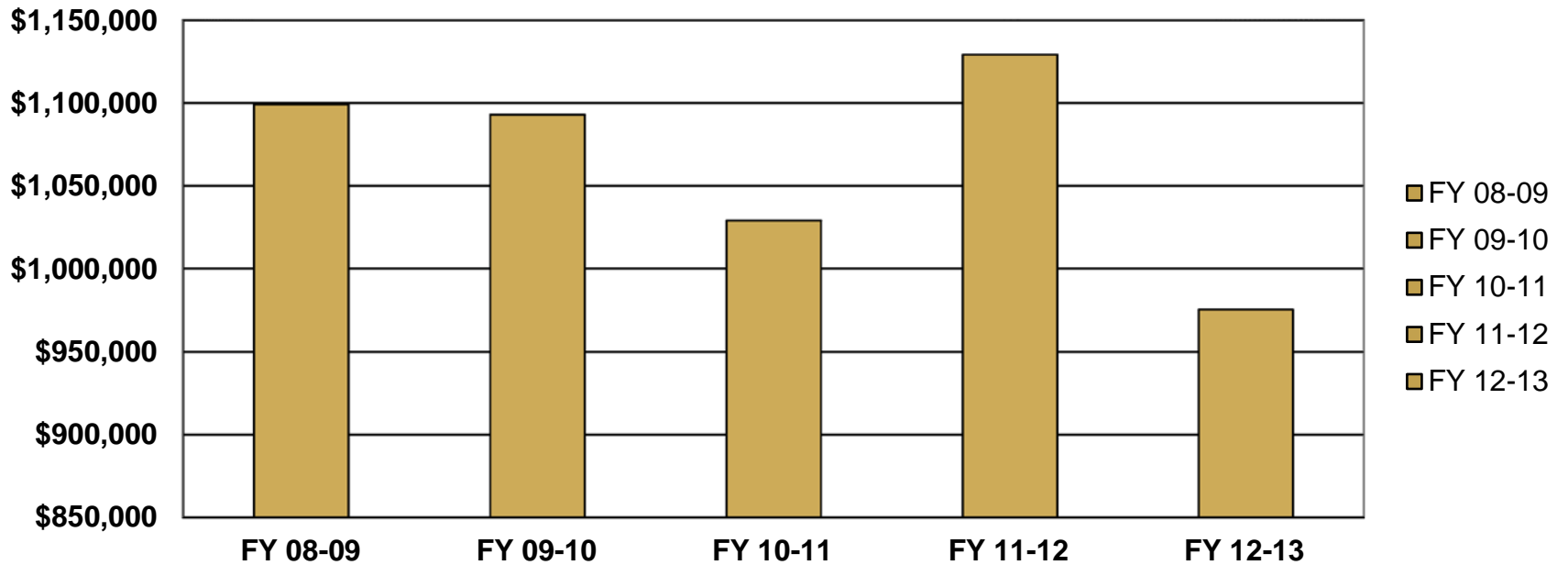
Income	\$31,797,584.45
Expense	\$31,696,583.17
	=====
Change in Fund Balance	\$ 101,001.28

Philanthropy Sub-RC

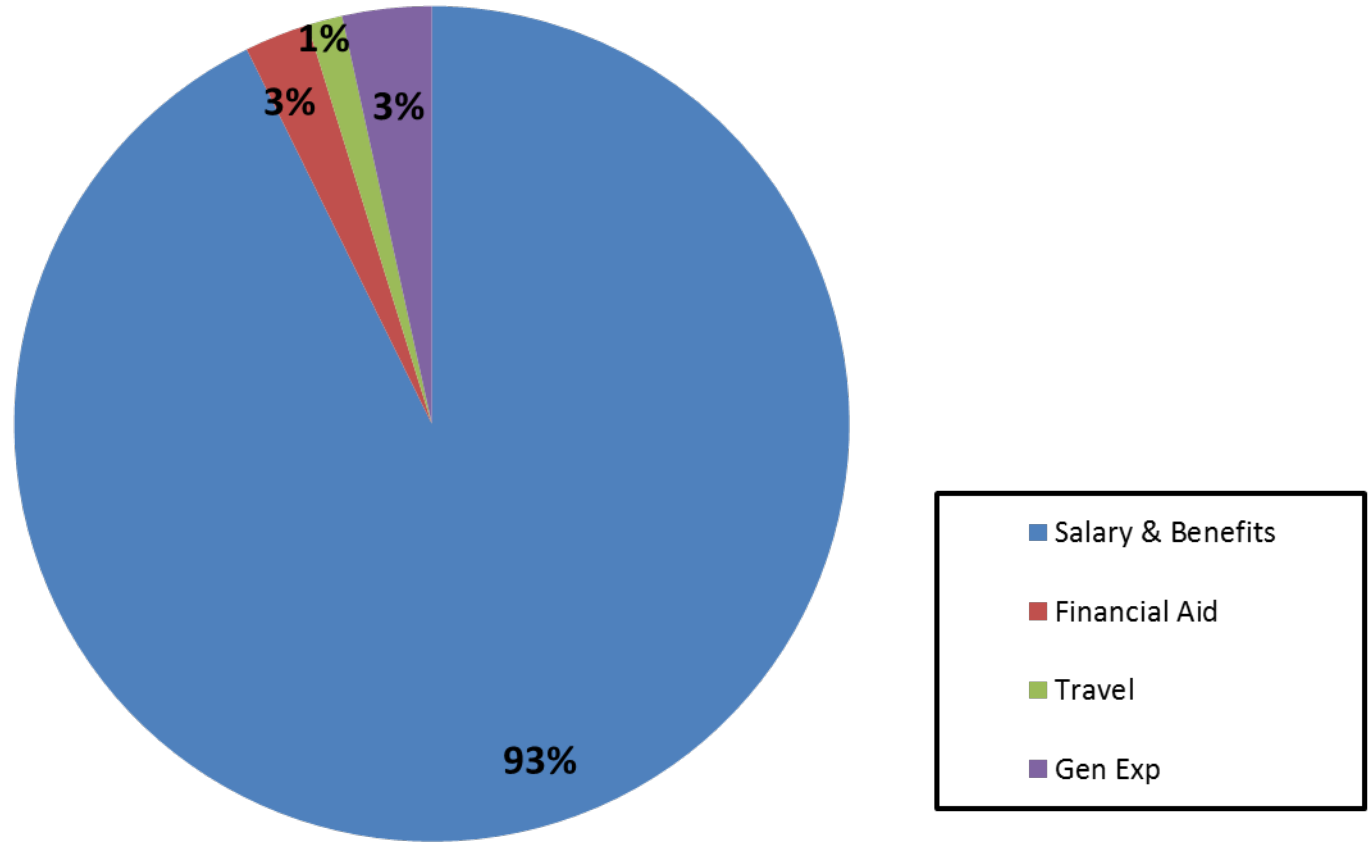
Income	\$ 1,111,030.61
Expense	\$ 1,220,922.06
	=====
Change in Fund Balance	\$ - 109,891.45




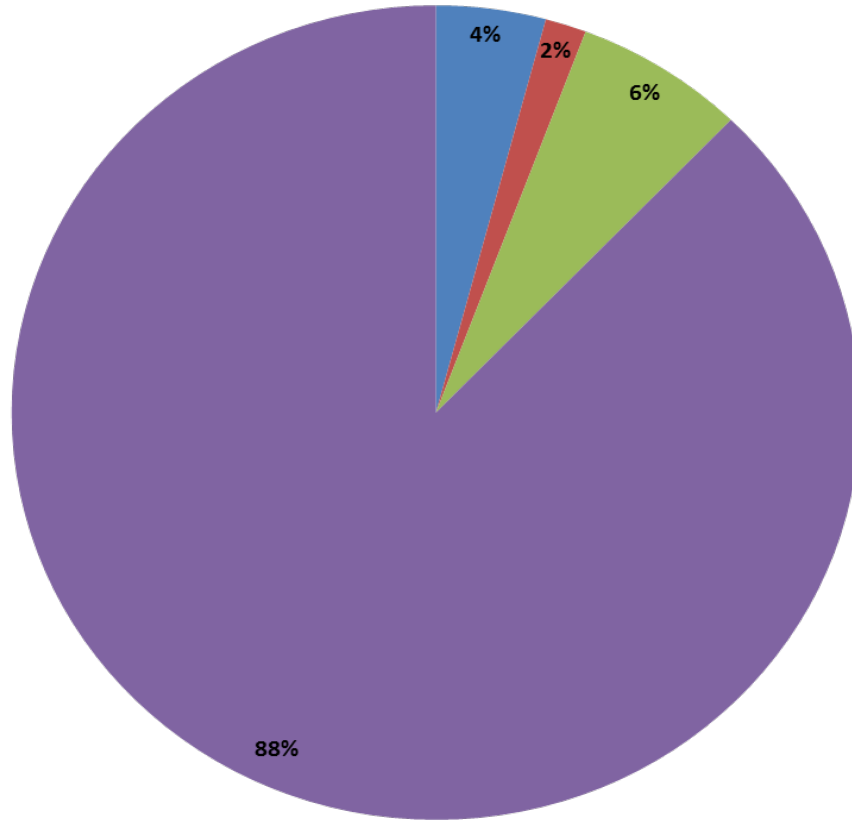
I. U. School of Liberal Arts ICR \$ by Fiscal Year



IU School of Liberal Arts Expenditures (%'s) Fiscal Year 2013 General Fund Accounts



I. U. School of Liberal Arts FY 13 Compensation %'s



A Candid Discussion of Our Fiscal Situation and Outlook

A Plan for Moving Forward



How we got here

Fall 2008 through Fall 2012

Full-time faculty in Liberal Arts		+ 10%
Tenure-track assistant professors	+ 48%	
Lecturers and senior lecturers	- 5%	
Total credit hours, 2008-09 through 2012-13		+ 0%
Full-time staff in Liberal Arts		- 19%
Professional staff positions	- 16%	
Clerical staff positions	- 23%	



How we got here

Fall 2008 through Fall 2012

We have added several full-time, tenure-line faculty lately, while failing to grow credit hours which provide the revenue with which we pay all faculty and staff.

Over the same period, full-time faculty and staff salaries were increased four times, the amount the school pays for fringe benefits has gone up, and the assessments we pay for campus and university facilities and services have gone up.



How we got here

Fall 2008 through Fall 2012

Due primarily to a decline in credit hours, our total income for Fiscal Year 2013 was \$1.5 million *less* than for Fiscal Year 2012.

In addition, summer tuition was reduced 25% for undergraduate students during 2012 and 2013, and our summer enrollments were down both years.



How we got here

Fall 2008 through Fall 2012

Tuition for resident undergraduate juniors and seniors who are on track to graduate will be frozen for 2013-14 and probably beyond.

And as a combined consequence of lower enrollment, tuition discounts and freezes, and increased assessments, our school budget for 2013-14 has \$190,000 *less* revenue than did our budget for 2012-13.



How we got here

Fall 2008 through Fall 2012

For years, we have coped with flat or declining enrollments and rising payroll and assessment costs by

- leaving several staff positions vacant,
- not increasing S&E money to the departments for several years, and
- increasing associate faculty pay only twice in five years.

This needs to change.



What to do now

Fall 2013 until at least Fall 2015

Restrict hiring of full-time faculty and allow the number of full-time faculty to contract to a level closer to what it was when our enrollments were at current levels.

This should allow us to get back to a positive fiscal position, depending on what happens with enrollments, tuition increases, fringe benefit costs, salary increases, and assessments.



What to do now

Fall 2013 until at least Fall 2015

As we do, we will use our better fiscal position to pursue the following priorities.

1. Increase associate faculty pay;
2. Increase departments' S&E budgets;
3. Add a few key staff positions that will contribute to the school's ability to increase revenue—e.g., student recruitment, marketing and fundraising.




What to do now

Fall 2013 until at least Fall 2015

I understand people's opinions about these priorities will differ, and a different dean might well make different choices.

From where I sit, though, continuing to cut staff, freeze associate faculty pay, and freeze departmental S&E allocations in order to keep adding full-time faculty in the face of stagnant or declining enrollments isn't working.

And we really do need to attract more students and funding to Liberal Arts.




INDIANA UNIVERSITY SCHOOL
OF LIBERAL ARTS AT IUPUI

STATE OF THE SCHOOL

DEAN WILLIAM BLOMQUIST

2013



IDEAS INSPIRATION IMPACT