

A close-up photograph of a glowing incandescent lightbulb. The bulb is illuminated from within, creating a bright, warm yellow light that fills the scene. The glass of the bulb is slightly textured and shows some reflections. The base of the bulb is visible at the bottom, and it appears to be sitting on a dark, possibly metallic, surface. The background is a soft, out-of-focus orange and yellow, suggesting a warm, ambient light source.

Purdue Technology Centers Overview

The Purdue Research Foundation



PURDUE
Technology Center



From The University...



And The Community...



To The Marketplace...



The Tech Centers: “It’s not about the buildings”



“It’s not about the bike.” - *Lance Armstrong*

Professional Services



Our Client Services

- **Access To...**

- Purdue University
- Purdue Research Foundation
- Funding Sources
- Angel Networks
- Local Commercial Banks
- Networking opportunities
- Community partners
- Industry partners
- Internship programs

- **Use of...**

- High Capacity Internet
- Managed business centers
- Receptionist and telephone answering services
- Telecommunications systems
- Laboratory facilities
- Professional clerical support
- Flexible space and leases
- Conference & gathering areas
- Conference management facilities & assistance

The logo for Purdue Portals features the words "PURDUE" and "PORTALS" in a dark blue, serif font, separated by a stylized "X" symbol. The "X" is composed of four golden, metallic-looking beams that intersect at the center, creating a bright, glowing effect.

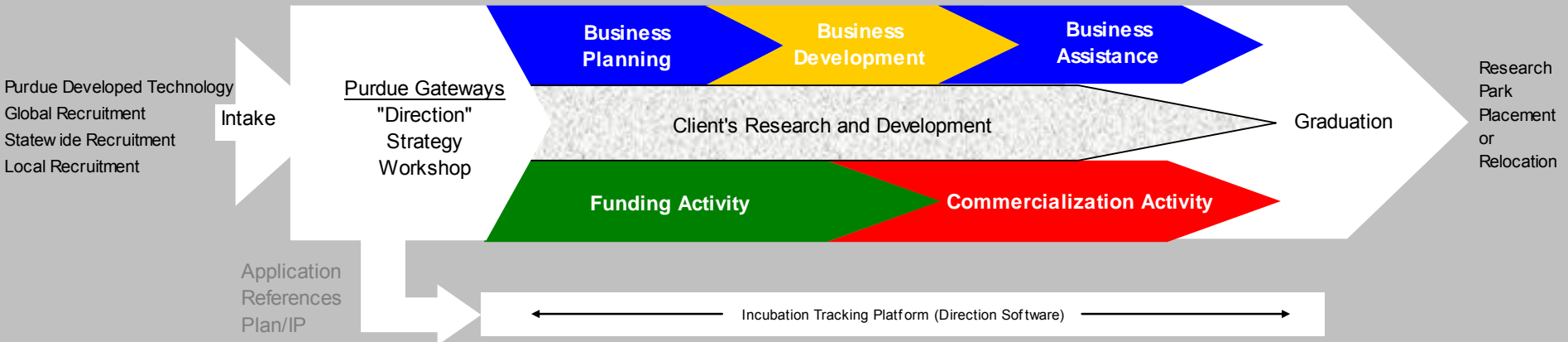
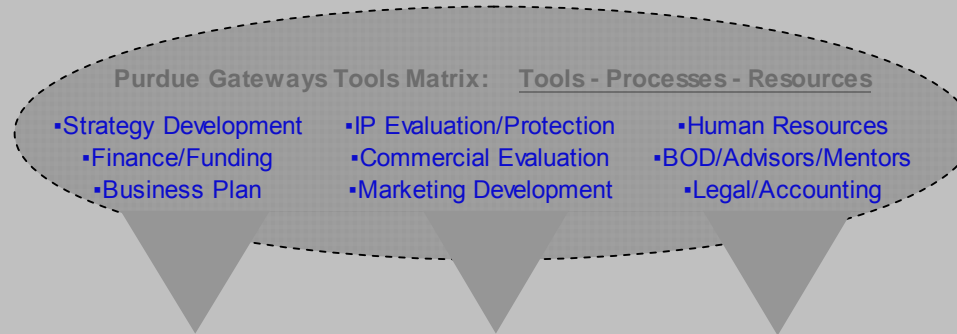
PURDUE PORTALS

Advisory and Coaching services...

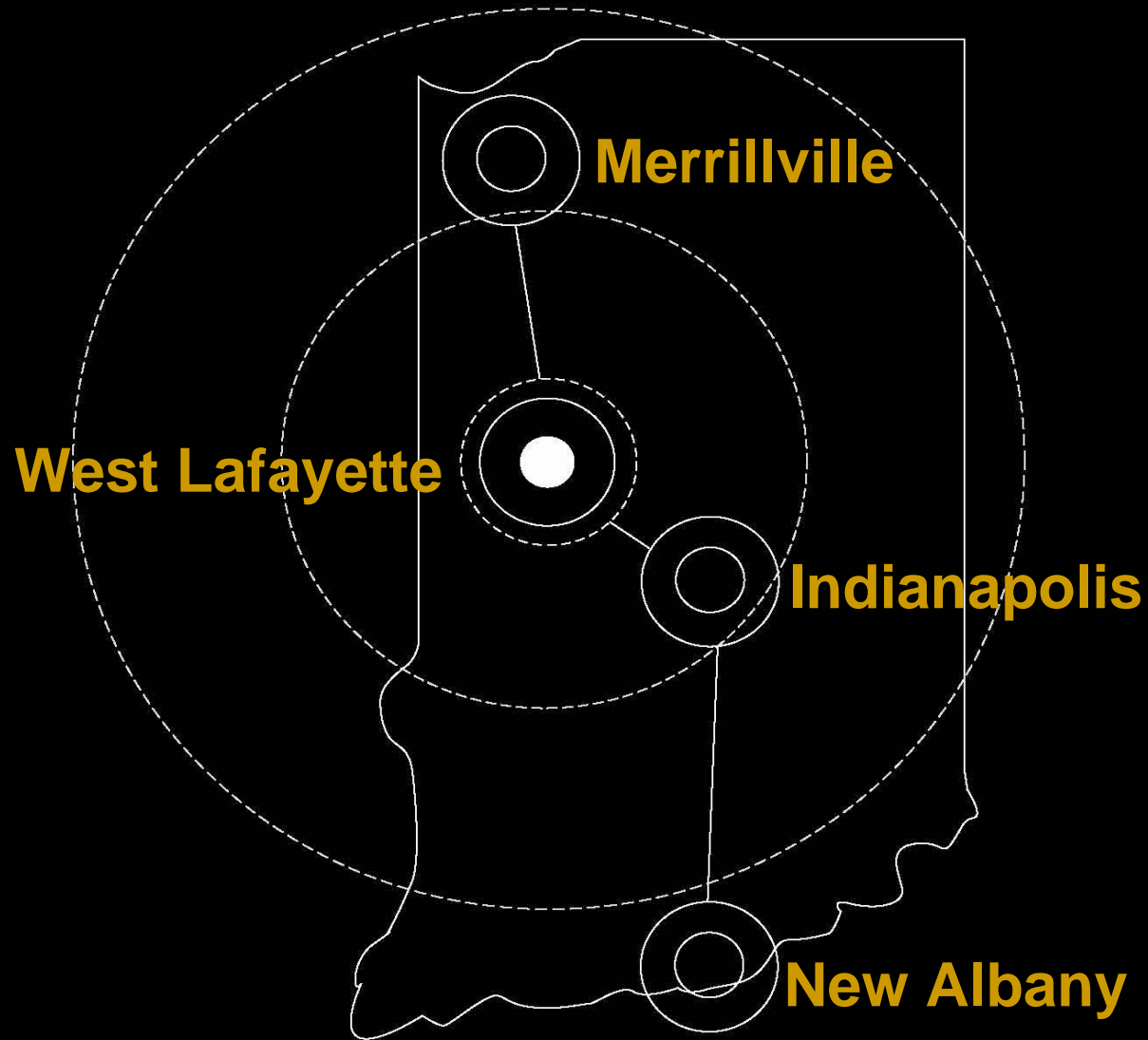
Coupled with Funding and
Commercialization activity...

All centered around the client's research and
development work...

PORTALS



The Regional Approach:



Our locations...

Purdue Research Park of West Lafayette

- 725-acre Purdue Research Foundation development
- Certified Technology Park
- 52 buildings
- 100 technology-based firms
- 1.21 million sq. ft. (378,000 sq. ft. added since July 2002 - \$50M)
- 150 companies
- 3,000 employees

West Lafayette



Purdue Technology Centers of West Lafayette

- \$54,000 average wage
- 44 incubating companies
- 53 graduated companies (33 remained here)
- \$121M of invested venture capital
- 259,000 sq. ft. of incubation space

Ameriplex at the Crossroads

- 386-acre Purdue Research Foundation and Holladay Properties development
- Certified Technology Park
- 365,000 sq. ft. added since 07/01/02 (\$65M)
- Purdue Academic Learning Center: 1500+ students

Purdue Technology Center of Northwest Indiana

- \$52,000 average wage
- 17 companies, 12 technology-based
- 9 technology company affiliates
- 48,000 sq. ft. of office/lab space
- 12,000 sq. ft. building expansion planned for 2009

Merrillville



New Albany

Purdue Research Park of Southeast Indiana

- 40-acre Purdue Research Foundation development
- Live/work/play master plan

Purdue Technology Center of Southeast Indiana

- Building houses the PTC incubator, College of Technology, College of Pharmacy (office), and Extension Offices
- Opened in August of 2008
- Windstream, IKOTech, Integrated Surface Technologies
- College of Technology offers four new bachelor's degrees



Purdue Research Park at AmeriPlex-Indianapolis

- 78-acre Purdue Research Foundation and Holladay Properties development
- Prime location near I-70 entrance to new Indianapolis International Airport Midfield Terminal
- Environmentally friendly development
- Multi-Use Master Plan

Purdue Technology Center of Indianapolis

- Grand Opening in January, 2009
- 5 Tenant Companies; 5 Affiliate Companies

Indianapolis

TECHNOLOGY CENTERS

BUILDINGS	10 (9-55,000 SQ.FT./1-82,500 SQ.FT.)
TOTAL SQUARE FEET	577,500 SQ.FT.
PARKING REQUIRED	2026 P.S.
PARKING PROVIDED	2048 P.S.
RATIO	3.56 P.S./1,000 SQ.FT.

HOTEL & CONFERENCE CENTER

BUILDINGS	30,000 SQ.FT. + 300 ROOMS
TOTAL SQUARE FEET	330,000 SQ.FT.
PARKING REQUIRED	375 P.S.
PARKING PROVIDED	426 P.S.

COMMERCIAL

BUILDINGS	4 (3-9,500 SQ.FT./1-16,000 SQ.FT.)
TOTAL SQUARE FEET	44,500 SQ.FT.
PARKING REQUIRED	156 P.S.
PARKING PROVIDED	173 P.S.
RATIO	5.78 P.S./1,000 SQ.FT.

OFFICE BUILDINGS

BUILDINGS	3 (1-75,000 SQ.FT./2-50,000 SQ.FT.)
TOTAL SQUARE FEET	195,000 SQ.FT.
PARKING REQUIRED	684 P.S.
PARKING PROVIDED	705 P.S.
RATIO	3.61 P.S./1,000 SQ.FT.

OUTLOT

BUILDING	1 (8,000 SQ.FT.)
PARCEL SIZE	1 ACRE
PARKING REQUIRED	28 P.S.
PARKING PROVIDED	39 P.S.
RATIO	5.00 P.S./1,000 SQ.FT.



Master Plan

