

**University College
2014-2015 Community Engagement Report**

**Indiana University-Purdue University Indianapolis
Office of Community Engagement**



Table of Contents

About this Report	3
Student Learning and Success	4
Community-Based Learning Courses	4
Table 1.1 Community-Based Learning Courses.....	4
Figure 1.1 Trends in Community-Based Learning Courses.....	4
Figure 1.2 Number of Community-Based Learning Courses by School	5
Figure 1.3 Number of Students Participating in Community-Based Learning Courses by School	5
Service-Based Scholarships – Sam H. Jones Community Service Scholars	6
Figure 1.4 Number of Students Receiving Sam H. Jones Community Service Scholarships by School	6
Figure 1.5 Amount of Sam H. Jones Community Service Scholarships by School	7
University College Sam H. Jones Community Service Scholarship Recipients.....	7
Figure 1.6 Trends in Amount of SHJ Funding	7
Faculty and Staff Development and Success	8
University College Community-Based Learning Courses.....	8
Alumni Success	8
Engaged Economic and Community Development	8
Figure 1.7 Community-Based Learning Courses Partners Status.....	9
Table 1.2 Frequently Cited Community Partners.....	9
Appendix A	10
Appendix B	11

About this Report

This report is intended to provide information regarding the type and level of community engagement of University College students, faculty, staff, and alumni during the academic year 2014-15 as well as how participation has changed over time. Schools are encouraged to use the information for reports, program review, grant applications, and support for research and scholarship.

Data in this report have been collected from several sources:

- Campus-wide Community-Based Learning Inventory (CBLI)
- Indiana University Office of Engagement
- Institutional Research and Decision Support
- IUPUI Office of Alumni Relations
- IUPUI Office for Community Engagement
- IUPUI Office of Student Involvement
- IUPUI Office for Undergraduate Success

The 2015 School Engagement Reports were developed specifically to illustrate what we know is happening within your unit. However, it is only a starting point for a larger conversation about opportunities for engagement in the future. We look forward to assisting you to capture these data for internal and external reporting purposes and to identify campus and school priorities, partnerships, and opportunities for growth. Please contact Kristin Norris, Director of Assessment (norriske@iupui.edu), if you have any questions.

Student Learning and Success

At IUPUI, students have many opportunities to take part in curricular and co-curricular community-based engagement opportunities such as service learning courses, internships, community-based research, service-based scholarship programs, alternative break trips, field study, volunteerism, and community work study. Research shows that participating in service during college is a predictor of future behaviors such as attending graduate school, earning higher degrees, donating money to one's alma mater, socializing with different racial/ethnic groups, and participating in volunteer/community service work after college¹. IUPUI provides resources to assist students in preparing for, accessing, and succeeding through community engagement.

Community-Based Learning Courses

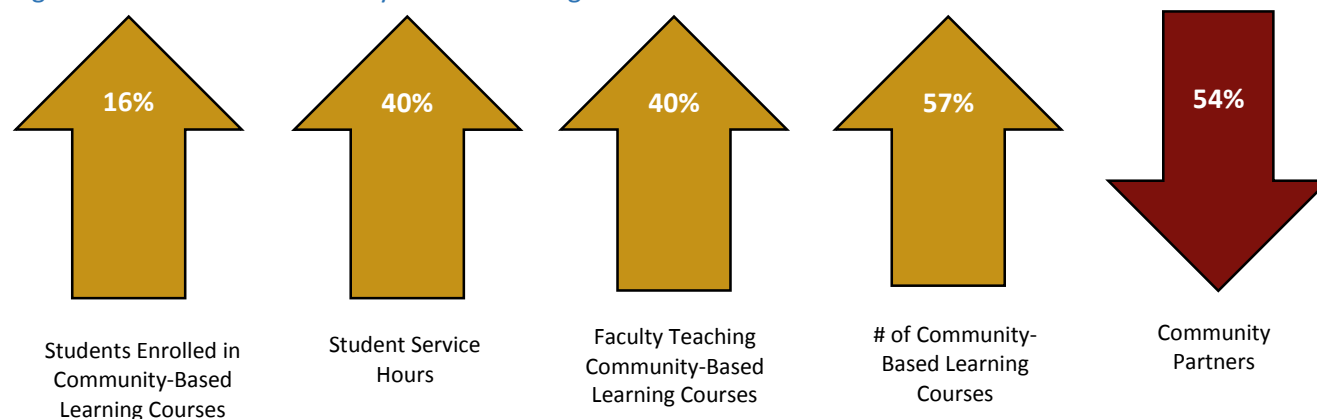
Table 1.1 includes data regarding community-based learning courses University College offered during the 2014-2015 academic year, as well as the previous three years. Figure 1.1 illustrates the trend of these numbers compared to the prior academic year.

Table 1.1 Community-Based Learning Courses

Academic Year	Student Participation	Service Hours	Instructors	Course Sections	Community Partners
2011-12	42	No Data	1	2	No Data
2012-13	174	1,086	4	8	6
2013-14	174	2,701	5	7	13
2014-15	201	1,028	7	11	6

Source: Community-Based Learning Inventory.

Figure 1.1 Trends in Community-Based Learning Courses

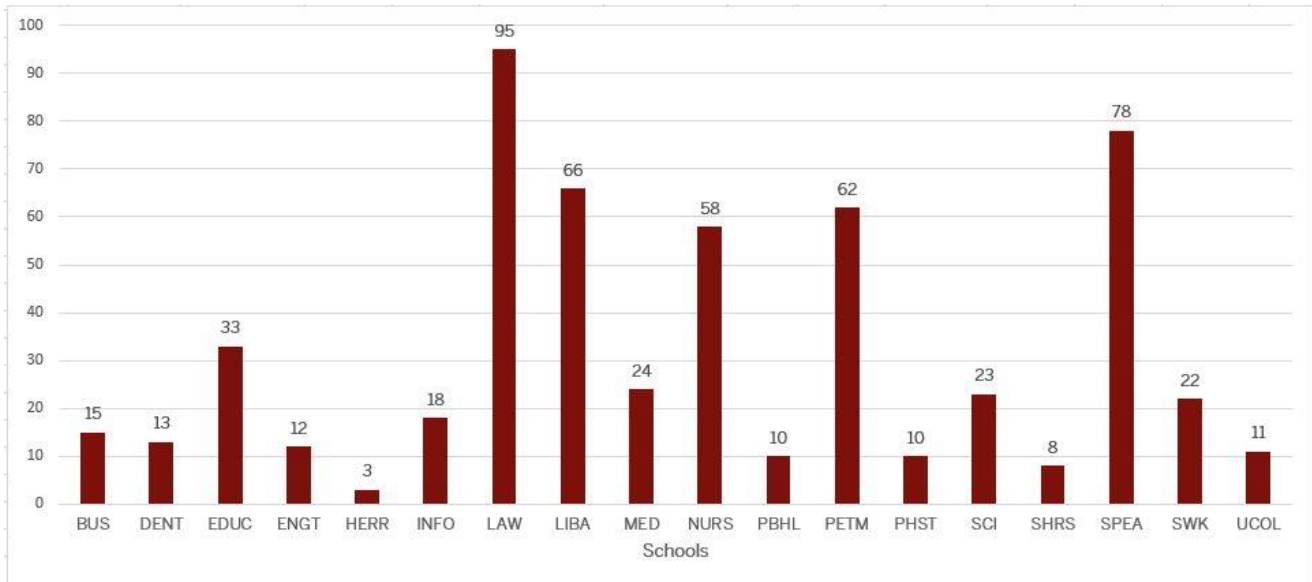


Source: Community-Based Learning Inventory.

¹ Astin, A.W., Sax, L. J., & Avalos, J. (1999). Long-term effects of volunteerism during the undergraduate years. *The Review of Higher Education*, 22(2), 187-202.

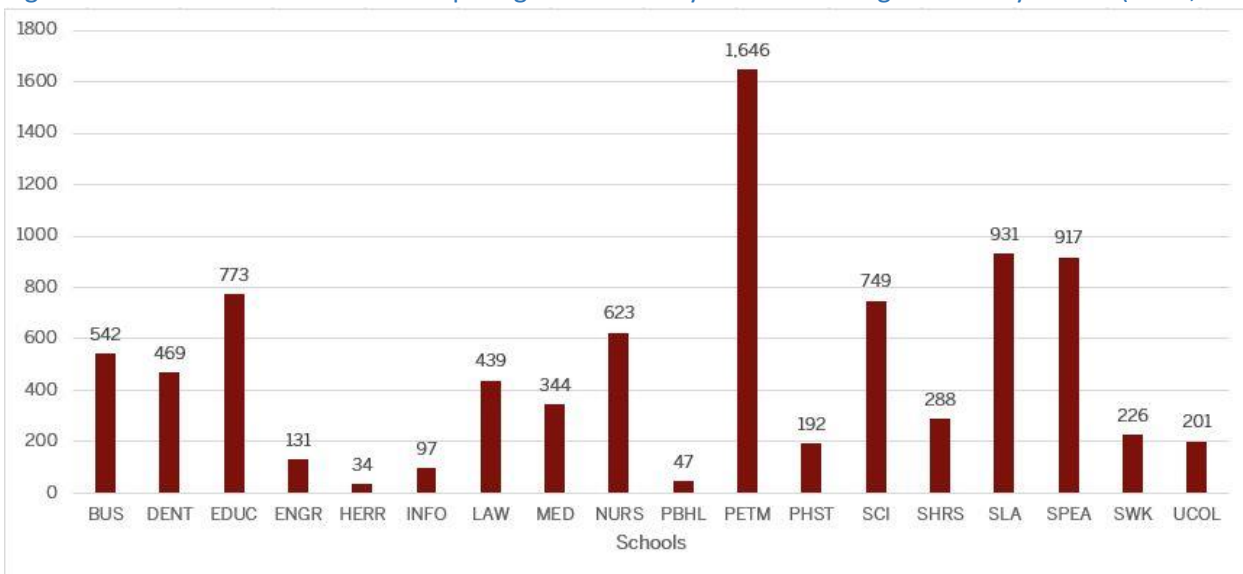
Figures 1.2 and 1.3 illustrate how your school compares to other schools across campus. The OCE is interested in discussing these trends, additional sources of information, and opportunities for growth.

Figure 1.2 Number of Community-Based Learning Courses by School (N = 561)



Source: Community-Based Learning Inventory.

Figure 1.3 Number of Students Participating in Community-Based Learning Courses by School (N = 8,649)

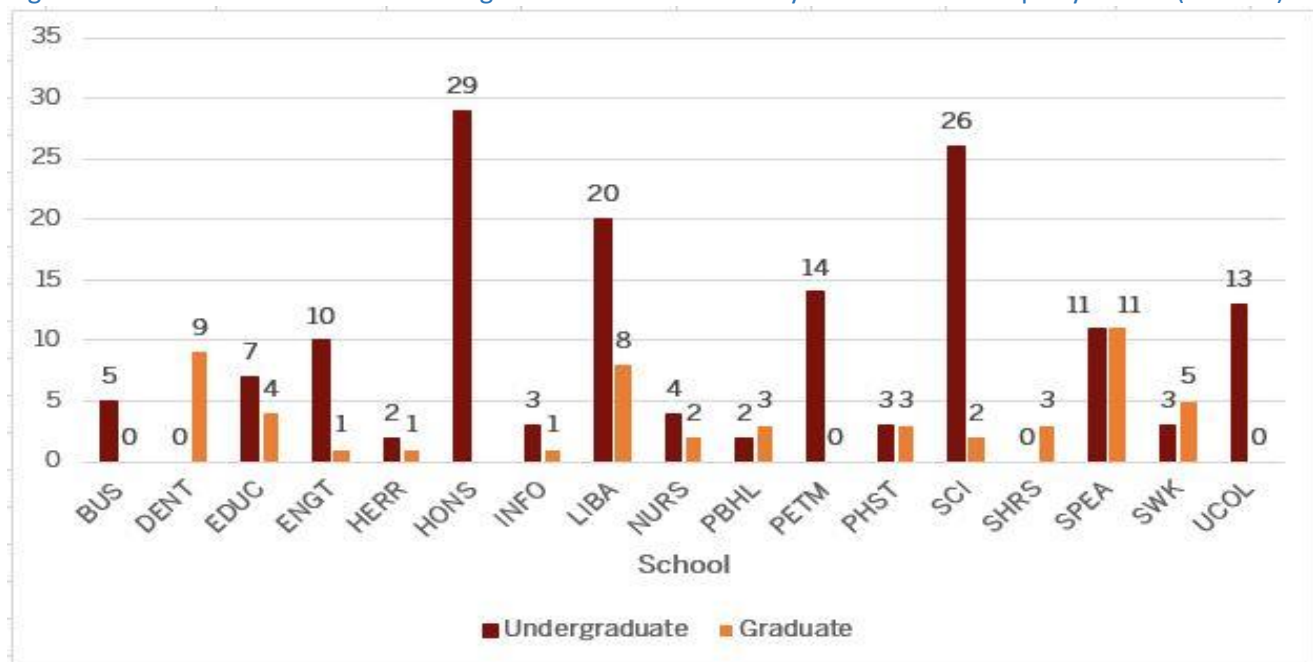


Source: Community-Based Learning Inventory. NOTE: Number of students does not represent unique individuals.

Service-Based Scholarships – Sam H. Jones Community Service Scholars

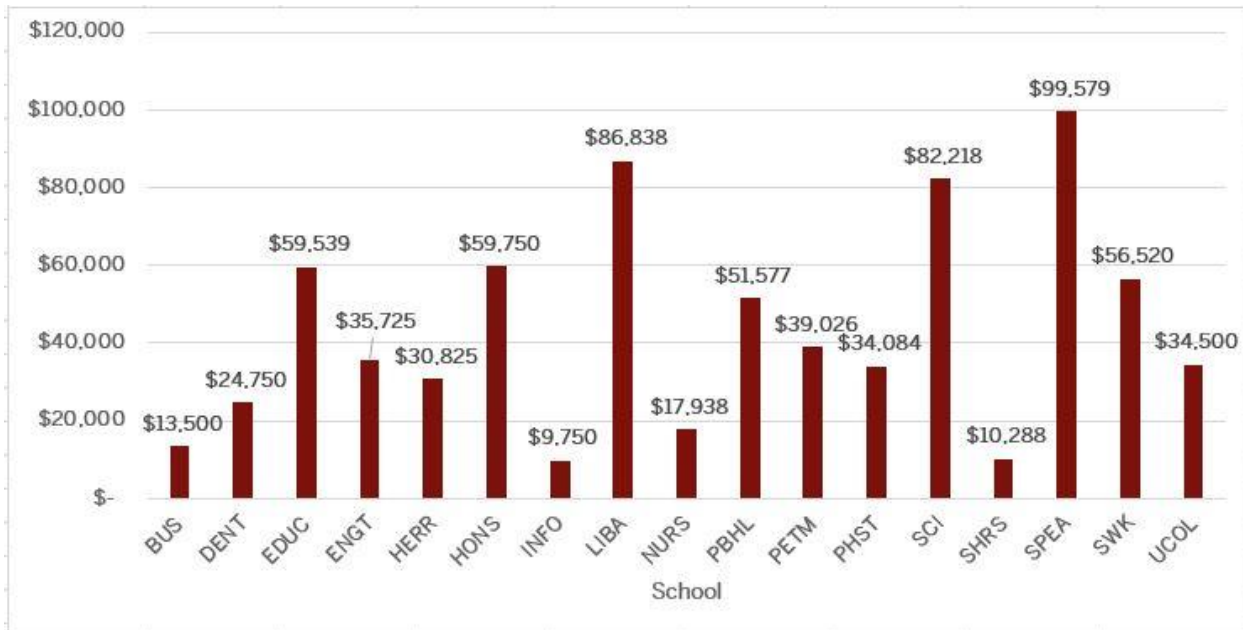
The Center for Service & Learning (CSL), a unit within the Office of Community Engagement, engages students, faculty, staff, and community members in educationally meaningful service to promote learning and development, to advance best practice and research, and to further community goals and the civic engagement mission of the campus. CSL also provides support to students for community-engaged research and hosts the Sam H. Jones (SHJ) Community Service Scholarship program, which recognizes student service as a form of merit. SHJ funds are made available to incoming, transfer, graduate, and professional students and offer opportunities for community engagement through courses, projects, and programs. Figures 1.4 and 1.5 include the number of students and the amount of funding by school and is intended to supplement the information contained in Figure 1.6, which illustrates the trend in SHJ funding specific to University College.

Figure 1.4 Number of Students Receiving Sam H. Jones Community Service Scholarships by School (N = 174)



Source: Center for Service & Learning. NOTE: Students may be enrolled in more than one program/school and their dual enrollment is represented here.

Figure 1.5 Amount of Sam H. Jones Community Service Scholarships by School

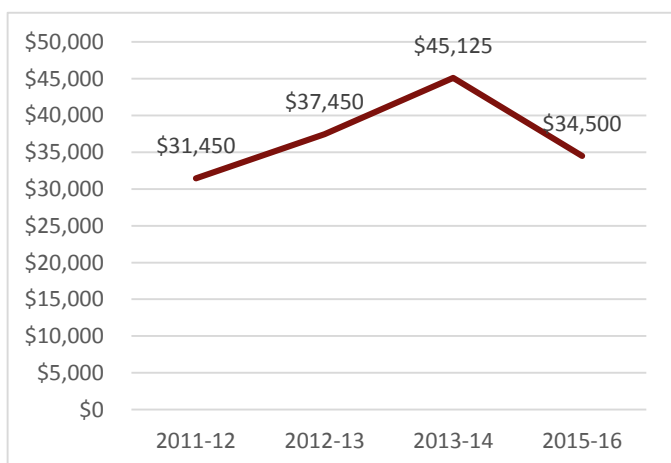


Source: Center for Service & Learning. NOTE: Students may be enrolled in more than one program/school and their dual enrollment is represented here.

University College Sam H. Jones Community Service Scholarship Recipients

In 2014-2015, **13 students enrolled in University College received a Sam H. Jones Scholarship, for a total of \$34,500 in scholarships** to support community engagement and their civic learning. See Appendix A for a list of students who received Sam H. Jones Scholarships, as well as the type of scholarship, amount awarded, and their mentor, if applicable.

Figure 1.6 Trends in Amount of SHJ Funding



Source: Center for Service & Learning.

Faculty and Staff Development and Success

The Office of Community Engagement, along with several other units on campus, support the campus in attracting and retaining the highest quality faculty, staff, and students by building a culture of engagement. Centers and initiatives within OCE provide resources aimed at developing and enhancing community-engaged practices that foster mutually-beneficial campus-community partnerships. Additionally, the Center for Service Learning (CSL) offers a broad range of faculty-development programs, workshops, and funding to strengthen community-engaged teaching, research, and assessment, such as the Service Learning Assistant (SLA) program and the Public Scholarship Faculty Learning Community. The following section includes information on faculty and staff engagement in your unit.

University College Community-Based Learning Courses

Appendix B includes the community-based learning courses University College offered during the 2014-2015 academic year, as well as the instructor's name and primary instructional role, number of students who participated in community-based learning, and the number of community partners engaged.

University College had 7 faculty teach 11 courses in which 201 students contributed 1,028 hours of service.

Alumni Success

When students are involved and engaged during college, they have a stronger sense of belonging to the campus that fosters loyalty, pride, and community involvement². IUPUI, OCE, and the IUPUI Office of Alumni Relations recognize the importance of sustained involvement and opportunities for IUPUI alumni to stay connected and engaged through a variety of annual activities such as the IUPUI Alumni Leadership Dinner, Holiday Night, and the IUPUI Regatta. Participation in these events continues to remain positive and further demonstrates that IUPUI alumni have a sense of belonging and pride in their schools and the campus. The OCE is interested in partnering with your school and gathering data that would be useful to understanding the impact of alumni related to community engagement.

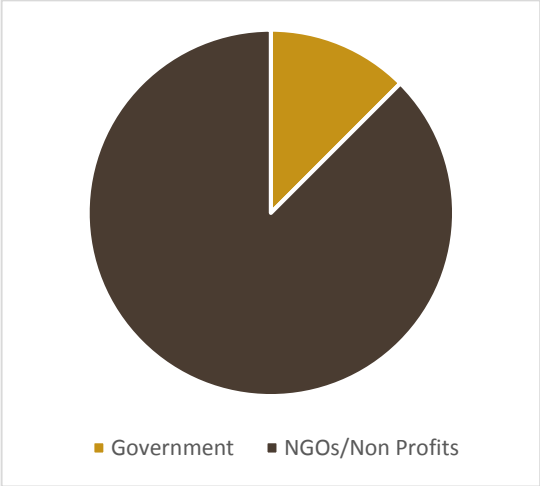
Engaged Economic and Community Development

In 2014-2015, faculty surveyed for the Community Based Learning Inventory (CBLI) cited 486 different partners in the Community-Based Learning Inventory, a 10% increase from last year. While these numbers are impressive, OCE's goal is to understand the impact that such partnerships have on the community. Future reports will illustrate the many ways community organizations are partnering with IUPUI through curricular and co-curricular programs, research, outreach, and scholarship. The OCE is able to assist with identifying partners as well as faculty from other disciplines who are partnering with the same organizations.

² Astin, A.W., Sax, L. J., & Avalos, J. (1999). Long-term effects of volunteerism during the undergraduate years. *The Review of Higher Education*, 22(2), 187-202.

Figure 1.7 identifies the type of community partners (e.g., education, government, non-profit, for-profit) and Table 1.2 illustrates the most frequently cited community partners from within University College. Please contact our office if you are interested in knowing how others at IUPUI are working with these partners.

Figure 1.7 Community-Based Learning Courses Partners Status (N=8)



Source: Community-Based Learning Inventory.

Table 1.2 Frequently Cited Community Partners

Community Partners	Citations
Theodora House	2
Riley Hospital for Children	2

Source: Community-Based Learning Inventory.

Appendix A

University College Sam H. Jones Scholarship Recipients

Student Name	SHJ Scholarship Type	Total Amount Awarded	Faculty/Staff Mentor (if applicable)
Kaylin Fanta	Power of Children	\$2,500	
Delaney Francis	Freshman Service Scholar	\$1,500	
Davionna Herrod	Team Leader Scholar	\$3,750	
Alayna Hutchinson	Fugate Fellows Scholar Service Corps Scholar	\$4,500	
Olivia Martinez	Team Leader Scholar	\$3,750	
Amanda McBroom	Freshman Service Scholar	\$3,000	
Jaymie Pliskey	Freshman Service Scholar	\$3,000	
Ellisa Rucinski	Community Service Scholar	\$3,500	
Andrea Schurrer	Service Corps Scholar	\$1,500	
Kailey Vernon	Freshman Service Scholar	\$3,000	
Julia Doyle	Service Learning Assistant	\$1,5000	Dale (PHST)
Glory Kubicek	Service Learning Assistant	\$1,500	Clark (PHST)
Da'Janique Peterson	Service Learning Assistant	\$1,500	Dale (PHST)
TOTAL		\$34,500	

Source: Center for Service & Learning.

Appendix B

University College Community-Based Learning Courses

Subject	Course	Faculty Last Name	Primary Instructional Role	# of students that participated in community-based learning	Total service hours for course	# of community partners for course
UCOL	110	Goldfarb	Lecturer	24	144	2
UCOL	110	Yard	Lecturer	22	528	5
UCOL	110			12	60	1
UCOL	110	Ulbright	Lecturer	11	11	No Data
UCOL	110	Keller	Clinical	22	44	1
UCOL	110			23	46	1
UCOL	110	Wade	Adjunct/Associate	21	84	1
UCOL	110	Markanday	Clinical	15	60	1
UCOL	201	Caputo	Professional Staff	17	17	1
UCOL	201			13	13	No Data
UCOL	201			21	21	1
TOTAL	11			201	1,028	

Source: Community-Based Learning Inventory.